

ERIC COSTEN  
AFFIDAVIT #2  
MAY 14, 2015  
No. T-2030-13

**FEDERAL COURT**

**BETWEEN:**

**NEIL ALLARD  
TANYA BEAMISH  
DAVID HEBERT  
SHAWN DAVEY**

**PLAINTIFFS**

**AND:**

**HER MAJESTY THE QUEEN  
IN RIGHT OF CANADA**

**DEFENDANT**

---

**AFFIDAVIT #2 OF ERIC COSTEN**


---

I, Eric Costen, of the Town of Arnprior, in the Province of Ontario MAKE OATH AND SAY:


1. I am an employee of Health Canada, currently working as the Executive Director of the Office of Medical Cannabis. The Office of Medical Cannabis is part of the Healthy Environments and Consumer Safety Branch of Health Canada. I have been employed in this capacity since 2014.
2. As such, I have personal knowledge and have informed myself of the information sworn to in this affidavit, save and except where any of the following information is stated to be based on information and belief, in which case I state the source of the information and verily believe that information to be true.
3. I have been advised by Isabelle Skalski, Manager (Operations), and truly believe it to be true, that she has researched and tabulated the volume of MMAR-related calls, including police requests received on a weekly basis from June 5, 2013 to March 28, 2015 (to capture information relevant to the MMPR coming into force

date). The chart I provided at Exhibit "D" to my affidavit dated May 13, 2015, did not include numbers for three (3) of the weeks. They were unavailable at the time, but Ms. Skalski was subsequently able to retrieve the information. A chart which includes this additional information is attached at **Exhibit "A"**.

AFFIRMED BEFORE ME at the City of )  
Ottawa, this 14<sup>th</sup> day of May, 2015 )




Catherine L. Hayes-Murton  
A Commissioner for Taking Oaths and  
A Notary Public In and For  
the Province of Ontario



Eric Costen

This is **Exhibit "A"** referred to in the  
Affidavit of **ERIC COSTEN**  
Affirmed before me at the City of  
Ottawa, in the Province of Ontario,  
this 14<sup>th</sup> day of May 2015.



---

Catherine L. Hayes-Murton  
A Commissioner for Taking Oaths and  
A Notary Public In and Forthe Province of  
Ontario

**Police Inquiries Statistics (By Week)**

<b>Year</b>	<b>Week</b>	<b>Number of Calls to OMC (MMAR &amp; MMPR)</b>	<b>Number of Police Inquiries</b>	<b>Total Calls / Police Inquiries</b>
<b>2013</b>	Jun 5 – Jun 8	1030	400	1430
	Jun 9 – Jun 15	2009	407	2416
	Jun 16 – Jun 22	1981	427	2408
	Jun 23 – Jun 29	1789	433	2222
	Jun 30 – Jul 6	1475	415	1890
	Jul 7 – Jul 13	1698	403	2101
	Jul 14 – Jul 20	1715	368	2083
	Jul 21 – Jul 27	1635	401	2036
	Jul 28 – Aug 3	1510	557	2067
	Aug 4 – Aug 10	1339	427	1766
	Aug 11 – Aug 17	1636	347	1983
	Aug 18 – Aug 24	1691	434	2125
	Aug 25 – Aug 31	1590	380	1970
	Sep 1 – Sep 7	1496	362	1858
	Sep 8 – Sep 14	1940	415	2355
	Sep 15 – Sep 21	2071	448	2519
	Sep 22 – Sep 28	2008	427	2435
	Sep 29 – Oct 5	2755	477	3232
	Oct 6 – Oct 12	1877	500	2377
	Oct 13 – Oct 19	1539	300	1839
	Oct 20 – Oct 26	1388	363	1751
	Oct 27 – Nov 2	1226	328	1554
	Nov 3 – Nov 9	1585	360	1945
	Nov 10 – Nov 16	1279	319	1598
	Nov 17 – Nov 23	2385	312	2697
	Nov 24 – Nov 30	1571	243	1814
	Dec 1 – Dec 7	1288	316	1604
	Dec 8 – Dec 14	1157	348	1505
	Dec 15 – Dec 21	1011	305	1316
	Dec 22 – Dec 28	334	95	429
	<b>2014</b>	Dec 29 – Jan 4	715	197
Jan 5 – Jan 11		1344	395	1739
Jan 12 – Jan 18		1302	389	1691
Jan 19 – Jan 25		1292	409	1701
Jan 26 – Feb 1		1326	504	1830
Feb 2 – Feb 8		1264	642	1906
Feb 9 – Feb 15		1121	629	1750

**Police Inquiries Statistics (By Week)**

<b>Year</b>	<b>Week</b>	<b>Number of Calls to OMC (MMAR &amp; MMR)</b>	<b>Number of Police Inquiries</b>	<b>Total Calls / Police Inquiries</b>
	Feb 16 – Feb 22	1159	754	1913
	Feb 23 – Mar 1	1257	447	1704
	Mar 2 – Mar 8	1342	357	1699
	Mar 9 – Mar 15	1318	379	1697
	Mar 16 – Mar 22	2057	347	2404
	Mar 23 – Mar 29	3925	270	4195
	Mar 30 – Apr 5	3691	168	3859
	Apr 6 – Apr 12	1282	273	1555
	Apr 13 – Apr 19	809	292	1101
	Apr 20 – Apr 26	743	285	1028
	Apr 27 – May 3	729	240	969
	May 4 – May 10	592	245	837
	May 11 – May 17	590	249	839
	May 18 – May 24	468	224	692
	May 25 – May 31	568	244	812
	Jun 1 – Jun 7	565	208	773
	Jun 8 – Jun 14	456	220	676
	Jun 15 – Jun 21	464	266	730
	Jun 22 – Jun 28	390	254	644
	Jun 29 – Jul 5	331	187	518
	Jul 6 – Jul 12	424	194	618
	Jul 13 – Jul 19	381	245	626
	Jul 20 – Jul 26	382	186	568
	Jul 27 – Aug 2	357	232	589
	Aug 3 – Aug 9	383	293	676
	Aug 10 – Aug 16	408	382	790
	Aug 17 – Aug 23	358	284	642
	Aug 24 – Aug 30	364	275	639
	Aug 31 – Sept 6	337	243	580
	Sep 7 – Sep 13	453	303	756
	Sep 14 – Sep 20	358	258	616
	Sep 21 – Sep 27	373	267	640
	Sep 28 – Oct 4	379	294	673
	Oct 5 – Oct 11	338	264	602
	Oct 12 – Oct 18	338	225	563
	Oct 19 – Oct 25	315	207	522
	Oct 26 – Nov 1	271	305	576

**Police Inquiries Statistics (By Week)**

<b>Year</b>	<b>Week</b>	<b>Number of Calls to OMC (MMAR &amp; MMRP)</b>	<b>Number of Police Inquiries</b>	<b>Total Calls / Police Inquiries</b>
	Nov 2 – Nov 8	316	190	506
	Nov 9 – Nov 15	241	169	410
	Nov 16 – Nov 22	297	244	541
	Nov 23 – Nov 29	261	235	496
	Nov 30 – Dec 6	252	233	485
	Dec 7 – Dec 13	241	228	463
	Dec 14 – Dec 20	332	199	531
	Dec 21 – Dec 27	104	101	205
<b>2015</b>	Dec 28 – Jan 3	146	113	259
	Jan 4 – Jan 10	248	224	472
	Jan 11 – Jan 17	297	206	503
	Jan 18 – Jan 24	283	292	575
	Jan 25 – Jan 31	272	287	559
	Feb 1 – Feb 7	319	238	557
	Feb 8 – Feb 14	318	238	556
	Feb 15 – Feb 21	318	299	617
	Feb 22 – Feb 28	308	222	530
	Mar 1 – Mar 7	310	296	606
	Mar 8 – Mar 14	314	230	544
	Mar 15 – Mar 21	332	222	554
	Mar 22 – Mar 28	312	277	589